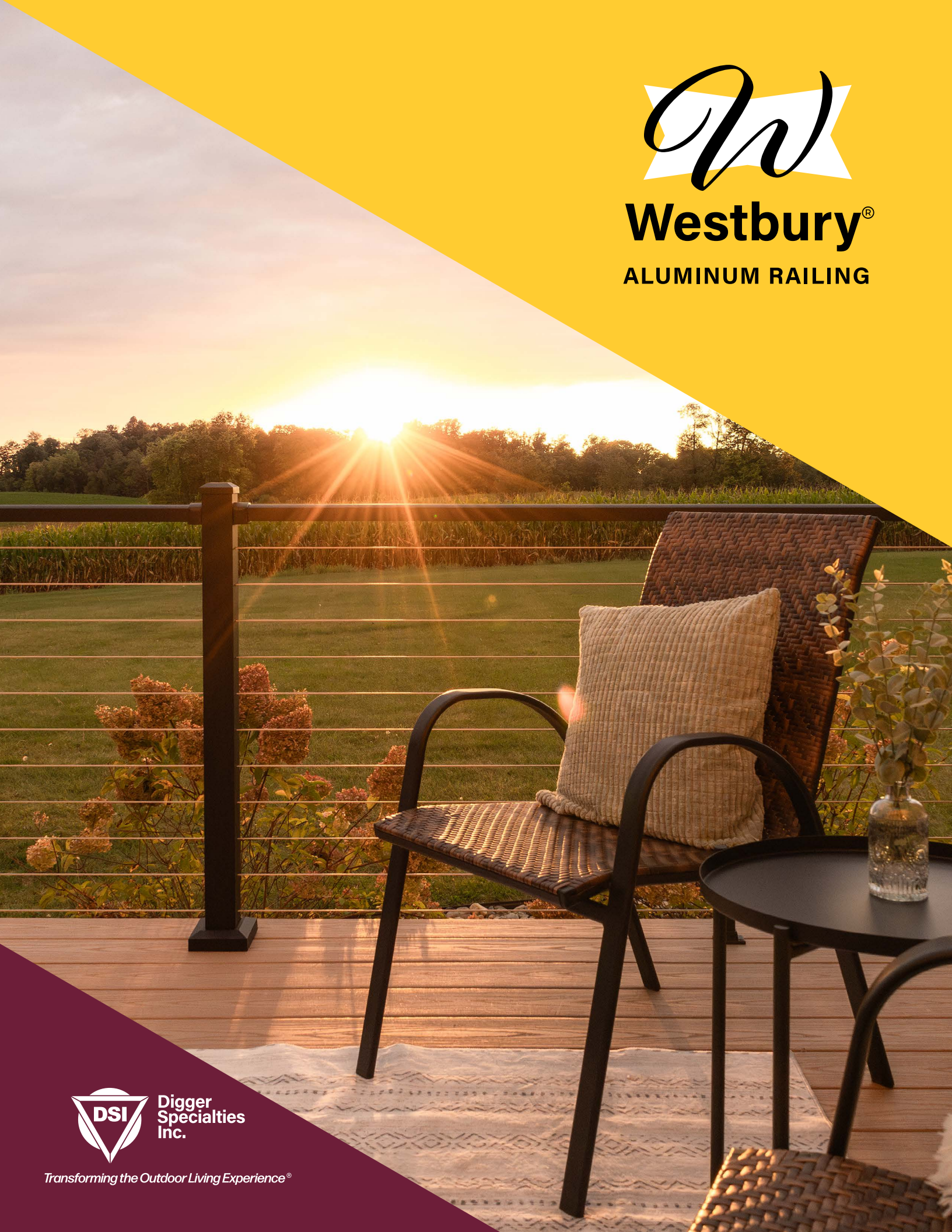




Westbury®

ALUMINUM RAILING



**Digger
Specialties
Inc.**


Transforming the Outdoor Living Experience®

DYNAMIC INNOVATION TRUSTED SOLUTION

Since 1984, Digger Specialties, Inc. (DSI) has been a trusted leader in the outdoor living industry, manufacturing innovative, high-quality products designed to transform spaces and elevate lifestyles. With a legacy of excellence spanning four decades, DSI continues to deliver solutions that inspire confidence and creativity.

From the classic appeal of traditional baluster railing to the sleek modernity of cable railing, the open elegance of glass railing, the innovative security of mesh railing, and the versatility of ScreenRail, Westbury Aluminum Railing offers a style for every vision. Built for beauty, durability, and functionality, our products seamlessly combine form and performance to enhance outdoor living.

Imagine the possibilities—your home is your masterpiece. With Westbury Aluminum Railing, DSI helps you create outdoor spaces that stand the test of time while showcasing your unique style.



**Digger
Specialties
Inc.**

Transforming the Outdoor Living Experience®



TABLE OF CONTENTS

Westbury Advantage	2
Product Details	3
Aluminum Colors	4
Powder Coating Process	5
Tuscany Baluster Railing	6-7
Montego Baluster Railing	8-9
Riviera Baluster Railing	10-11
VertiCable® Cable Railing	12-13
Bella Cavo™ Cable Railing	14-15
Sorrento™ Mesh Railing	16-17
Veranda Glass Railing	18-19
Gates & Hardware	20
ADA Continuous Handrail	21
Drink Rail Adapter	22
ScreenRail Screen Enclosures	23
Rail Mounts	24-25
Posts w/Plates	26
Assembled Posts	27
Core Drill Posts & Post Sleeves	28
Support Posts	29
Fascia Mount Posts & Bracket Kits	30
Bella Cavo™ Post Kits	31
Post Accessories	32
Magenta Star Lighting	33
Inspiration	34

DISCOVER THE WESTBURY® ADVANTAGE:

BEAUTY, STRENGTH, AND SIMPLICITY COMBINED

Westbury Aluminum Railing, crafted by DSI, offers the perfect blend of style, durability, and easy installation. Engineered for lasting beauty and performance, Westbury Railing enhances outdoor spaces with unmatched quality and elegance.


Key Benefits

- 1 Durability**
Proprietary 10-step powder coating for lasting color.
- 2 Style**
Stunning colors and textures for designer aesthetics.
- 3 Efficiency**
Fastest installation and code approved systems.
- 4 Reliability**
Lifetime Limited Warranty.
- 5 Ease**
Low maintenance for long-term value.
- 6 Versatility**
Ideal for residential and commercial use.

Explore Westbury Aluminum Railing Options Today!
Visit [WestburyRailing.com](https://www.WestburyRailing.com)



Enjoy peace of mind
with our industry-
leading warranty.



PRODUCT DETAILS



Models	Heights	Straight Section Lengths	Stair Section Lengths	Infill	Infill Spacing	Top Rail	Mid Rail	Bottom Rail
Baluster Railing								
Tuscany (C10)	36", 42"	Boxed Kits: 4', 5', 6', 7*, 8*	Boxed Kits: 4', 5', 6', 7', 8'	3/4" x 3/4" (.045") Square Balusters	Straight Section: 3-7/8" Stair Section: 3-5/8"	1-3/4"W (.090") x 1-3/8"H (.280")	N/A	1-3/4"W (.090") x 1-1/4"H (.120")
	36", 42"	Assembled: 5', 6', 7*, 8*	Assembled: 6', 8'	3/4" x 3/4" (.045") Square Balusters	Straight Section: 3-7/8" Stair Section: 3-5/8"	1-3/4"W (.090") x 1-3/8"H (.280")	N/A	1-3/4"W (.090") x 1-1/4"H (.120")
Tuscany (C101)	36", 42"	Boxed Kits: 4', 5', 6', 7*, 8*	Boxed Kits: 4', 5', 6', 7', 8'	3/4" (.050") Round Balusters	Straight Section: 3-7/8" Stair Section: 3-5/8"	1-3/4"W (.090") x 1-3/8"H (.280")	N/A	1-3/4"W (.090") x 1-1/4"H (.120")
Montego (C20)	36", 42"	Boxed Kits: 4', 5', 6', 7*, 8*	Boxed Kits: 4', 5', 6', 7', 8'	3/4" x 3/4" (.062") Architectural (curved) Balusters	Straight Section: 3-7/8" Stair Section: 3-5/8"	1-3/4"W (.090") x 1-3/8"H (.280")	N/A	1-3/4"W (.090") x 1-1/4"H (.120")
Montego II (C23)	36", 42"	Boxed Kits: 4', 5*, 6*, 7*, 8*	Boxed Kits: 4', 5', 6', 7', 8'	3/4" x 3/4" (.062") Architectural (curved) Balusters	Straight Section: 3-7/8" Stair Section: 3-5/8"	1-3/4"W (.090") x 1-3/8"H (.280")	1-3/4"W x 1-1/4"H (.070")	1-3/4"W (.090") x 1-1/4"H (.120")
Riviera Series (C30 ^S , C31, C32, C33, C34, C30R)	36", 42"	Boxed Kits: 4', 5*, 6*, 7*, 8*	Boxed Kits: 4', 5', 6', 7', 8'	3/4" x 3/4" (.045") Square Balusters	Straight Section: 3-7/8" Stair Section: 3-5/8"	1-3/4"W (.090") x 1-3/8"H (.280")	1-3/4"W x 1-1/4"H (.070")	1-3/4"W (.090") x 1-1/4"H (.120")
Riviera Series (C301 ^S , C311, C321, C331, C341, C301R)	36", 42"	Boxed Kits: 4', 5*, 6*, 7*, 8*	Boxed Kits: 4', 5', 6', 7', 8'	3/4" (.050") Round Balusters	Straight Section: 3-7/8" Stair Section: 3-5/8"	1-3/4"W (.090") x 1-3/8"H (.280")	1-3/4"W x 1-1/4"H (.070")	1-3/4"W (.090") x 1-1/4"H (.120")
Cable Railing								
VertiCable® (C80)	36", 42"	Assembled with Mounts: 4', 5', 6', 7*‡, 8*‡	Assembled with Mounts: 4', 5', 6'	5/8" Round Balusters† with 1/8" Stainless Steel Cable (316 Marine Grade)	3" Center to Center	1-3/4"W (.090") x 1-3/8"H (.280")	N/A	1-3/4"W x 1-1/4"H (.125")
	36"	Assembled without Mounts: 4', 5', 6', 7*, 8*	Assembled without Mounts: 4', 6'	5/8" Round Balusters† with 1/8" Stainless Steel Cable (316 Marine Grade)	3" Center to Center	1-3/4"W (.090") x 1-3/8"H (.280")	N/A	1-3/4"W x 1-1/4"H (.125")
Bella Cavo™ (C90)	36", 42"	Boxed Kits: 4', 6', 8'	Boxed Kits: 4', 6', 8'	1/8" Stainless Steel Cable (316 Marine Grade)	3" Center to Center	1-3/4"W (.090") x 1-3/8"H (.280")	N/A	N/A
Bella Cavo™ (C91)	36", 42"	Boxed Kits: 4', 6', 8*	Boxed Kits: 4', 6', 8'	1/8" Stainless Steel Cable (316 Marine Grade)	3" Center to Center	1-3/4"W (.090") x 1-3/8"H (.280")	N/A	1-3/4"W (.090") x 1-1/4"H (.120")
Mesh Railing								
Sorrento™ (C60)	36", 42"	Assembled: 4', 5', 6'	N/A - We suggest Tuscany or VertiCable	2-3/8" Stainless Steel Mesh	N/A	1-3/4"W x 1-3/8"H (.085")	N/A	1-3/4"W x 1-1/4"H (.085")
Sorrento™ (C61)	36", 42"	Assembled: 4', 5', 6'	N/A - We suggest Tuscany or VertiCable	3-5/8" Stainless Steel Mesh	N/A	1-3/4"W x 1-3/8"H (.085")	N/A	1-3/4"W x 1-1/4"H (.085")
Glass Railing								
Veranda (C70)	36", 42"	Rail Kits: 4', 5', 6'	All Stair Sections are Special Order	1/4" Glass Panels (Ordered Separately from Rail Kits)	N/A	1-3/4"W x 1-1/4"H (.085")	N/A	1-3/4"W x 1-1/4"H (.085")
	36", 42"	Rail Kits: 4', 5', 6'	All Stair Sections are Special Order	3/8" Glass Panels (Not available through DSI)	N/A	1-3/4"W x 1-1/4"H (.085")	N/A	1-3/4"W x 1-1/4"H (.085")



Click the QR Code
for Code Compliance
Information

* Includes Railing Support.
† Aluminum Balusters for 36" Straight Sections.
Stainless Steel Balusters for all 42" Sections and 36" Stair Sections.
‡ Not available in 42" Height.
§ Mid Rail Baluster included with 6', 7', and 8' Straight and Stair Sections.

ALUMINUM COLORS



Westbury® Aluminum Railing is available in 12 standard AAMA 2604 colors to compliment your project; from satin colors to textured colors.


Custom colors and AAMA 2605 colors are available by special order.

Colors shown are a close approximation of the true color. Please consult actual samples for accurate powder coating colors.

Textured Colors



White Fine Texture



Grey Fine Texture



Bronze Fine Texture



Brown Fine Texture



Black Fine Texture

Non Textured Colors



Gloss White



Gloss Beige



Sandy Shore




Ninety Bronze



Speckled Walnut



Chocolate



Satin Black



POWDER COATING PROCESS

Exclusive DSI Powder Coating Process

DSI is an industry leader in Powder Coated Aluminum Products. State-of-the-art technology is used to provide a high-quality and durable finish that is more resistant to the effects of impacts, chemicals, ultra-violet light, moisture, and extreme weather conditions.

The process begins with a system certified by the Powder Coating Institute (PCI) and continues with the American Architectural Manufacturers Association (AAMA) / Fenestration and Glazing Industry Alliance (FGIA) verifying our Powder Coating. These stringent processes provide homeowners with peace of mind in their investment.

Our Aluminum Lifetime Limited Warranty includes a Fade Warranty as well as a Salt and Abrasive Environments Warranty providing one of the best warranties in the industry.



1
The raw premium-grade aluminum is inspected to be free of blemishes and is not exposed to the outdoor elements.



2
The product enters a heated cleaning stage to remove extrusion debris and fabrication oils.




3-6
Clean: City water rinse
Cleaner: Recycling reverse osmosis water rinse
Cleanest: Pure reverse osmosis water rinse
Sealer: Dried-in-place aluminum sealer



7-8
A 200 MPH air blast removes water drops from the pre-treated aluminum.
A convection oven completes the dry-off process.



9
Powder is applied with 18 automated and 2 manual spray guns. Compressed process air is dried to -35°F Dew Point for superior adhesion.



10
The powder coating is then bonded and adhered to the aluminum substrate in a 400 degree cure stage.



TUSCANY

BALUSTER RAILING





Classic and elegant, Tuscany Aluminum Railing enhances any outdoor space with smooth lines and a durable, powder-coated finish. Its timeless design blends beauty and functionality for lasting appeal.



Tuscany (C10)
3/4" x 3/4" Square Baluster



Tuscany (C101)
3/4" Round Baluster

BOXED KITS

Tuscany C10 and C101

Boxed Kits Include:

Rails, Balusters, Mounts (4), and Installation Instructions.

One Railing Support is also included with all 7' - 8' Straight Sections



ASSEMBLED SECTIONS

Tuscany C10

Assembled Sections Include:

Assembled Section (Compatible with Assembled Posts - See page 27) and Installation Instructions.

One Railing Support is also included with all 7' - 8' Straight Sections.



Sections are available in four Powdered Coated Colors: Black Fine Texture, Bronze Fine Texture, White Fine Texture, and Gloss White.


Options



3' x 3' Welded Corner




Special Order Radius Sections



Juliette Balcony Section



Multi-Color Sections




MONTEGO

BALUSTER RAILING





Montego Railing combines decorative balusters with a unique blend of classic charm and modern design. With the option of two or three rails, it delivers a bold, sophisticated look that enhances the beauty and character of any space.



Montego (C20), Two Rail
3/4" x 3/4" Architectural Baluster



Montego II (C23), Three Rail
3/4" x 3/4" Architectural Baluster

MONTEGO C20 BOXED KITS

Boxed Kits Include:

Rails, Balusters, Mounts (4),
and Installation Instructions.

One Railing Support is also
included with all 7' - 8'
Straight Sections.



MONTEGO II C23 BOXED KITS

Boxed Kits Include:

Rails, Balusters, Mounts (6),
and Installation Instructions.


One Railing Support is also
included with all 5' - 8'
Straight Sections.



Options



Special Order Two Rail Radius Section



Special Order Three Rail Radius Section



RIVIERA

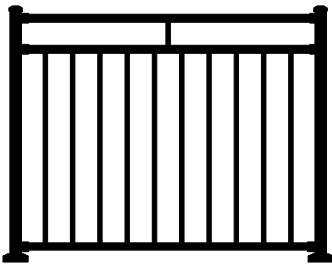
BALUSTER RAILING





Riviera Railing features symmetrical baluster patterns, creating a refined look. Its versatility and durable construction bring effortless style to porches, decks, and balconies.


MODELS



Note: 4' and 5' sections do not include mid rail baluster


Riviera (C30)
3/4" x 3/4" Square Baluster

Riviera (C301)
3/4" Round Baluster




Riviera R (C30R)
3/4" x 3/4" Square Baluster

Riviera R (C301R)
3/4" Round Baluster




Riviera I (C31)
3/4" x 3/4" Square Baluster

Riviera I (C311)
3/4" Round Baluster




Riviera II (C32)
3/4" x 3/4" Square Baluster

Riviera II (C321)
3/4" Round Baluster



Riviera III (C33)
3/4" x 3/4" Square Baluster

Riviera III (C331)
3/4" Round Baluster



Riviera IV (C34)
3/4" x 3/4" Square Baluster


Riviera IV (C341)
3/4" Round Baluster

BOXED KITS


Boxed Kits Include:

Rails, Balusters, Mounts (6), and Installation Instructions.

One Railing Support is also included with all 5' - 8' Straight Sections.



Options




Special Order Radius Sections



VERTICABLE[®]

CABLE RAILING





Achieve sleek, modern aesthetics with VertiCable Railing. Designed for unobstructed views and minimal maintenance, it combines vertical stainless-steel cables and powder-coated aluminum for superior durability.



VertiCable (C80) with Mounts
5/8" Round Baluster
1/8" Stainless Steel Cable



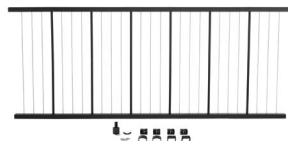
VertiCable (C80) without Mounts
5/8" Round Baluster
1/8" Stainless Steel Cable

ASSEMBLED SECTIONS WITH MOUNTS

Assembled Sections Include:

Assembled Section, Wall Mounts (4), and Installation Instructions.

One Railing Support is also included with all 7' - 8' Straight Sections.



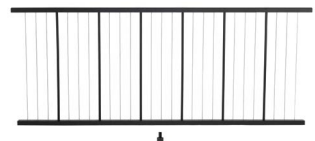
ASSEMBLED SECTIONS WITHOUT MOUNTS

Assembled Sections Include:

Assembled Section (Compatible with Assembled Posts - See page 27) and Installation Instructions.

One Railing Support is also included with all 7' - 8' Straight Sections.

Sections are available in four Powdered Coated Colors: Black Fine Texture, Bronze Fine Texture, White Fine Texture, and Gloss White.



Patent # US 11,300,180 B2
Patent # US 11,732,776 B2




BELLA CAVO™

CABLE RAILING






Bella Cavo Horizontal Cable Railing is here to redefine spaces. With its modern design, Bella Cavo offers a stylish solution that complements today's architectural trends. Bella Cavo delivers on both performance and aesthetics, providing a clear view and an effortless sense of style to any deck or balcony.



Bella Cavo (C90)
1/8" Stainless Steel Cable



Bella Cavo (C91)
1/8" Stainless Steel Cable


BELLA CAVO C90 RAIL KITS

Rail Kits Include:

Top Rail, Mounts (2), and Installation Instructions.

One Support Baluster and (2) Brackets are also included with all 6' and 8' Sections.

(Compatible with Bella Cavo Posts - See Page 31)



BELLA CAVO C91 RAIL KITS


Rail Kits Include:

Top and Bottom Rails, Mounts (4), and Installation Instructions.

One Support Baluster and (2) Brackets are also included with all 6' and 8' Sections.

One Railing Support is included with all 8' Straight Sections.

(Compatible with Bella Cavo Posts - See Page 31)



Features



Support Baluster included with all 6' and 8' Sections

Cable



Available in 250', 500', and 1000' Rolls

Cable is ordered separately.

Patent Pending




SORRENTO™

MESH RAILING

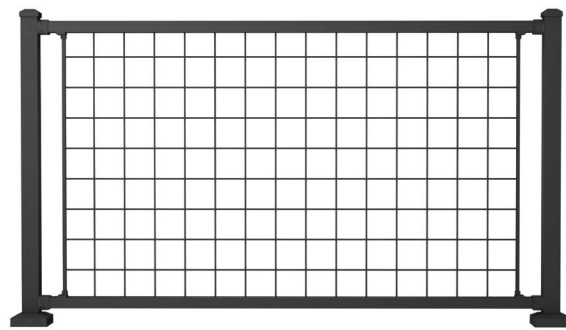




Sorrento Mesh Railing blends modern safety with visual appeal. Its mesh panels provide secure, stylish solutions for both residential and commercial settings, delivering innovative design with lasting performance.



Sorrento (C60)
2-3/8" Stainless Steel Mesh




Sorrento (C61)
3-5/8" Stainless Steel Mesh

SORRENTO C60 ASSEMBLED SECTIONS

Assembled Sections Include:

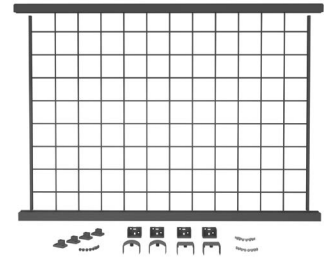
Assembled Section, Wall Mounts (4), End Cover Brackets (4), and Installation Instructions



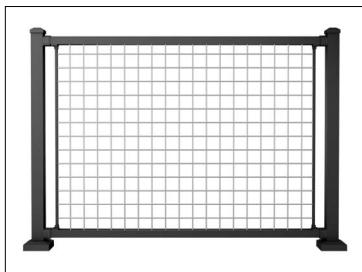
SORRENTO C61 ASSEMBLED SECTIONS

Assembled Sections Include:

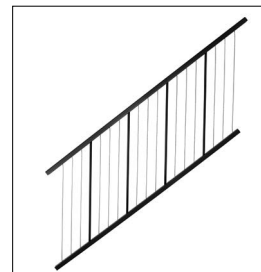
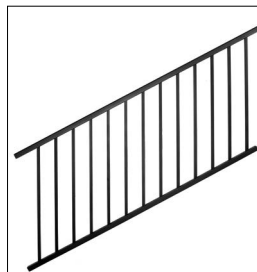
Assembled Section, Wall Mounts (4), End Cover Brackets (4), and Installation Instructions




Options



For a Stainless Steel look, a clear Powder Coated Mesh Option is available.



We suggest using Tuscany or VertiCable® stair sections with the Sorrento Railing.



VERANDA

GLASS RAILING





Veranda Glass Railing transforms outdoor views with its tempered glass panels and sleek aluminum framework. Perfect for open, unobstructed spaces, it delivers both modern elegance and reliable safety.



Veranda (C70)
Rail Kits with Gasket for 1/4" Tempered Glass
1/4" Glass Panels Ordered Separately




Veranda (C70)
Rail Kits with Gasket for 3/8" Glass
3/8" Glass Not Available Through DSI

RAIL KITS

Rail Kits Include:

Rails, Mounts (4), and Installation Instructions.

Glass Panels are ordered separately.



1/4" TEMPERED GLASS PANELS

Heights	Standard Straight Rail Lengths	Glass Panel Sizes
36" (32-1/4")	4' 5' 6'	36-1/4" or 42-1/4" 48-1/4" or 54-1/4" 60-1/4" or 66-1/4"
42" (38-1/4")	4' 5' 6'	36-1/4" 54-1/4" 66-1/4"

All Stair Panels are Special Order.

Options



Grey or Bronze Special Order
Glass Panels Available



Special Order Glass Panels
for Stair Sections

GATES & HARDWARE


DSI offers matching gates for most Westbury® Aluminum Railing styles*. Gates allow the flexibility to “enclose” your railing area, keeping your family safe from stair hazards and your pets limited to your deck or patio area. All Westbury® C Series gates, with the exception of Veranda (a welded gate), are adjustable.

*We suggest a Tuscany Gate with the Montego Railing.




Montego Railing with Tuscany Gate


Adjustable Gates




Tuscany Series
36”W, 48”W, and
60”W Openings




Riviera Series
36”W, 48”W, and
60”W Openings



VertiCable®
36”W, 48”W, and
60”W Openings



Bella Cavo™
36”W and 48”W
Openings



Sorrento™ Series
36”W, 48”W, and
60”W Openings

Welded Gates



Veranda
36”W, 48”W, and
60”W Openings
1/4” Tempered Glass

Latches



Lokk Latch



Lokk Latch
Deluxe



Magna-Latch
Vertical Pull



Lokk Latch
Magnetic



Gravity
Latch

Hinges



Tru Close
Hinge

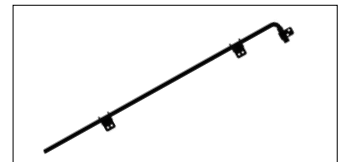


Kwik Fit
Hinge



Medium
Duty Hinge

Canebolt



Canebolt (Drop Pin Kit)

ADA CONTINUOUS HANDRAIL

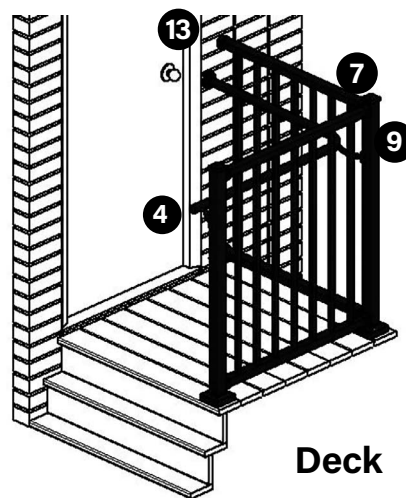
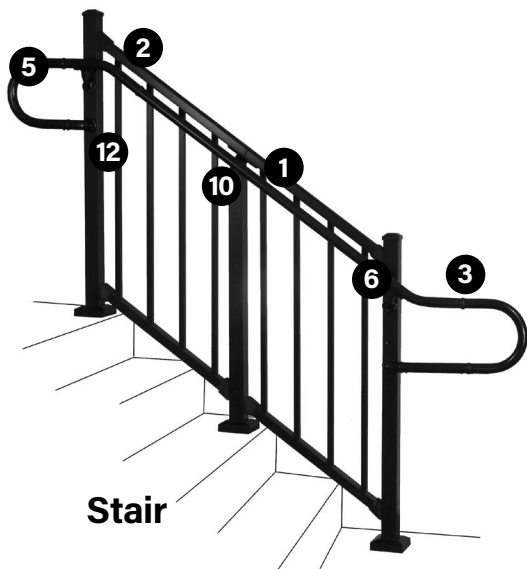


ADA Continuous Handrail is designed to assist individuals with accessibility and mobility concerns. This system offers versatile components and accessories providing the perfect safety solution for stairways, ramps, and decks. ADA Continuous Handrail is easy to install on any surface and is compatible with new or existing railing systems.


Available in 12 Standard DSI Aluminum Colors (shown on page 4).



Installation Examples




Inside Corner Mount & 90° Elbow Detail



Extended Wall Mount Detail




90° Welded Elbow Detail



1-3/8" Handrail (8', 10' & 16')



Internal Connector



Collar Rings (to cover splice)



Internal End Cap




180° Elbow



Adjustable Elbow



90° Elbow



90° Welded Elbow



Inside Corner Mount (attaches to post)



Wall Mount



Extended Wall Mount



Wall Return



Wall-End Mount




IRC/IBC Screw Pack (2", 2½", 3" & 4")

DRINK RAIL ADAPTER

Turn your Westbury® Aluminum Railing Top Rail into the perfect spot for your morning cup of coffee or cool afternoon drink while enjoying your outdoor living space.

This sturdy adapter is ready to install with pre-drilled holes, allowing for a fast installation. Once attached just add the material of your choice and you are ready to enjoy your new space.



Supports Wood or Composite Deck Board (Deck Board Not Included)



Underside view of the Seamless Integration of the Drink Rail system



Solid Wall Construction for Strength & Durability



SCREENRAIL SCREEN ENCLOSURES



Expand your living area with Westbury® ScreenRail Screen Enclosures, designed to let you enjoy the beauty of the outdoors without the nuisance of insects. Our Screen System offers versatile options, including structural balcony railing, heavy-duty kick panel, mid-rail, and frame rail allowing you to create the perfect enclosure for your space.


Features include easy-to-assemble sections, universal single and double doors (right or left-hand hinge) with a heavy-duty frame, and durable flat spline to secure the screen. Backed by a Lifetime Limited Warranty, Westbury Screen Enclosures are a premium solution that seamlessly blends indoor comfort with outdoor living.



Balcony Railing



Heavy Duty Kick Panel



Mid-Rail



Frame Rail

Click QR Code for full line
Westbury ScreenRail Brochure



RAIL MOUNTS


Standard Wall Mounts:

Included with each straight railing section.

Available as a single mount, 2 pack, 4 pack, and 6 pack.



Top Rail Mount




Mid/Bottom Rail Mount


Standard Stair Mounts:

Included with each stair railing section.


Available as a single mount, 2 pack, 4 pack, and 6 pack.



Top Rail Up Mount



Top Rail Down Mount



Mid/Bottom Rail Up Mount



Mid/Bottom Rail Down Mount


Round Column Adapter Kits:

Not included with railing sections.


Available as a 4 pack and 6 pack.

Round Column Adapter Kits are not recommended for Bella Cavo (C90 and C91).

Smooth




Straight Rail
8", 10"




Stair Rail
8", 10"

Fluted



Straight Rail
6", 8"



Stair Rail
6", 8"

Click the QR Code for
Westbury Stair Racking Guides



RAIL MOUNTS



Optional Specialty Mounts:

Stair Double Swivel Mounts

Not included with railing sections.
Available as a single mount, 2 pack, and 3 pack.

Angle Swivel, Stair Swivel and 45° Angle Mounts*

Not included with railing sections.
Available as a single mount, 4 pack, and 6 pack.
*IRC Approved

90° Wall Mounts

Not included with railing sections.
Available as a 2 pack and 3 pack.

Stair Double Swivel Mounts



Top Rail Mount

Angle Swivel Mounts



Top Rail Mount

Stair Swivel Mounts



Top Rail Mount

45° Angle Mounts*



Top Rail Right Mount

90° Wall Mounts



Top Rail Mount



Mid Rail Mount



Mid/Bottom Rail Mount



Mid Rail Mount



Top Rail Left Mount



Mid/Bottom Rail Mount



Bottom Rail Mount



Bottom Rail Mount



Mid/Bottom Rail Right Mount

90° Wall Mounts are not recommended for Bella Cavo (C90 and C91).



Mid/Bottom Rail Left Mount

POSTS W/PLATES

For Tuscany, Montego,
Riviera, VertiCable, Sorrento,
and Veranda Models

Post Kits w/Adjustable Plates

Post Kits include:

- Post
- Flat Cap*
- 2-piece Post Flair

*Caps are not included with Crossover Post Kits.



	Residential 2" Post (.090" wall)	2" Heavy Duty Post (.093" wall)	2-1/2" Post (.125" wall)	2-1/2" Power Post (.125" wall)	3" Post (.095" wall)	4" Post (.125" wall)
Straight Post Heights	37", 43"	37", 43"	37", 43"	37", 43"	37", 43"	37", 43"
Stair Post Heights	47", 53"	47", 53"	47", 53"	47", 53"	47", 53"	47", 53"
Straight Crossover Post Heights	36", 42"	36", 42"	36", 42"	36", 42"	N/A	N/A
Corner Crossover Post Heights	36", 42"	36", 42"	36", 42"	36"†, 42"†	N/A	N/A
Code Compliance	Residential Non-Code	IRC Approved	IRC and IBC Approved	IRC, IBC, and Miami Dade Approved † Not Code Tested	IRC Approved	IRC and IBC Approved
Individual Post Available	✓	✓	✓	✓	✓	✓

† 2-1/2" Corner Crossover Power Posts have not been code tested.


Individual Posts w/Adjustable Plates




	4" Deco Post (.090" wall)	6" Post (.125" wall)	6" Deco Post (.110" wall)
Straight Post Heights	37", 43"	37", 43"	37", 43"
Stair Post Heights	47", 53"	47", 53"	47", 53"
Code Compliance	Not Evaluated	IRC Approved	Not Evaluated

Crossover Posts

Westbury® Crossover Posts come with the crossover adapter pre-installed, making installation faster and easier.



2" Crossover Post



2" Corner Crossover Post



2-1/2" Crossover Post



2-1/2" Corner Crossover Post

ASSEMBLED

POSTS

For Tuscany Assembled Sections
and VertiCable Sections without mounts



Assembled Post Kits w/Adjustable Plates 2" x 2" x .090"

Assembled Post Kits include:

- Post with Section Mounts Attached
- Flat Cap*
- 2-piece Post Flair


*Caps are not included with Crossover Post Kits.



	Line Post	End Post	Corner Post	Crossover Line Post	Crossover End Post	Crossover Corner Post
Straight Post Heights	37", 43"	37", 43"	37", 43"	36", 42"	36", 42"	36", 42"
Code Compliance	Residential Non-Code	Residential Non-Code	Residential Non-Code	Residential Non-Code	Residential Non-Code	Residential Non-Code
Individual Post Available						

Assembled Crossover Posts

Westbury® Assembled Crossover Posts come with the crossover adapter pre-installed, making installation faster and easier.



Crossover Line Post



Crossover End Post



Crossover Corner Post

Colors

Assembled Post Kits are available in four Powdered Coated Colors.




Black Fine Texture



Bronze Fine Texture



White Fine Texture



Gloss White

CORE DRILL POSTS & POST SLEEVES


For Tuscany, Montego, Riviera, VertiCable, Sorrento, and Veranda Models

Core Drill Posts




Core Drill Crossover Posts

Westbury® Core Drill Crossover Posts come with the crossover adapter pre-installed, making installation faster and easier.



2" Crossover Post



2-1/2" Crossover Post

	Residential 2" Post (.090" wall)	2" Heavy Duty Post (.093" wall)	2-1/2" Power Post (.125" wall)
Post Heights	45", 51", 55", 61"	42", 48"	45", 51", 55", 61"
Crossover Post Heights	42", 48"	42", 48"	42", 48"
Code Compliance	Residential Non-Code	Not Tested for Core Drill Installation	Not Tested for Core Drill Installation

Post Sleeves



	4" Post (.125" wall)	4" Deco Post (.065" wall)	6" Post (.125" wall)	6" Deco Post (.110" wall)
Straight Post Heights	37", 43"	37", 43"	37", 43"	37", 43"
Stair Post Heights	47", 53"	47", 53"	47", 53"	47", 53"
Inside Dimension	3-3/4"	3-5/8"	5-3/4"	5-3/4"
Code Compliance	Decorative Non-Code	Decorative Non-Code	Decorative Non-Code	Decorative Non-Code

SUPPORT POSTS

For Tuscany, Montego,
Riviera, VertiCable, Sorrento,
and Veranda Models




	4" Post (.125" wall)	4" Deco Post (.090" wall)	6" Post (.125" wall)	6" Deco Post (.110" wall)
Heights	8-1/2', 10', 11'	8', 9', 10'	8', 9', 10'	8', 9', 10'
Inside Dimension	3-3/4"	3-3/4"	5-3/4"	5-3/4"
ASD Capacity* (Allowable Axial Loads)	8-1/2' = 17,738 lbf 10' = 16,644 lbf 11' = 14,305 lbf	8' = 13,531 lbf 9' = 12,751 lbf 10' = 11,970 lbf	8' = 25,093 lbf 9' = 25,093 lbf 10' = 25,093 lbf	8' = 16,543 lbf 9' = 16,543 lbf 10' = 16,543 lbf

*Weight values are Actual Calculated Allowable Loads

FASCIA MOUNT POSTS & BRACKET KITS

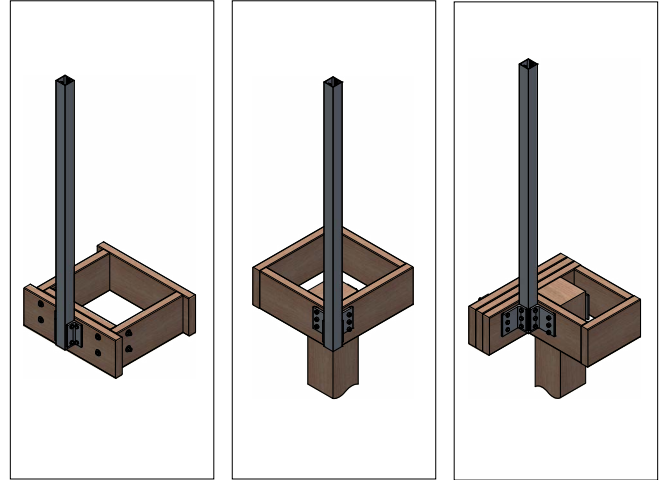
For Tuscany, Montego,
Riviera, VertiCable, Sorrento,
and Veranda Models

Fascia Mount Posts 2" x 2" x .093"



	Line Post	Corner Post
Height	61"	61"
Code Compliance	IRC Approved	IRC Approved

Installation Examples

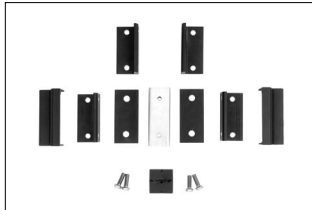


Line


Outside Corner

Inside Corner

Fascia Mount Bracket Kits



Bracket Kit for
Line Post



Bracket Kit for
Corner Post

Fascia Mount Support Bracket



Support Bracket
for Rail Support



BELLA CAVO™

POSTS For Bella Cavo™ Models



Post Kits

Post Kits include:

- Post
- Flat Cap*
- 2-piece Post Flair

*Caps are not included with Crossover Post Kits.



	Tension 2-1/2" x 4" Corner Post (.125" wall)	Tension 2-1/2" End Post (.125" wall)	Non Tension 2-1/2" Line Post (.125" wall)	Non Tension 2-1/2" x 4" Corner Post (.125" wall)	Non Tension 2-1/2" Corner Post (.125" wall)
Straight Post Heights	38", 44"	38", 44"	38", 44"	38", 44"	38", 44"
Stair Post Heights	N/A	39-1/2", 45-1/2"	39-1/2", 45-1/2"	N/A	N/A
Straight Crossover Post Heights	36", 42"	N/A	36", 42"	36", 42"	36", 42"
Stair Crossover Post Heights	N/A	N/A	36", 42"	N/A	N/A
Code Compliance	IRC and IBC Approved	IRC and IBC Approved	IRC and IBC Approved	IRC and IBC Approved	IRC and IBC Approved

Straight Crossover Posts

Bella Cavo™ Straight Crossover Posts come with the crossover adapter pre-installed, making installation faster and easier.




2-1/2" x 4" Crossover Corner Tension Post



2-1/2" Straight Crossover Line Non Tension Post



2-1/2" x 4" Crossover Corner Non Tension Post



2-1/2" Crossover Corner Non Tension Post

Stair Crossover Posts

Bella Cavo™ Stair Crossover Posts do not come with the crossover adapter pre-installed to allow for field adjustments ensuring a precise fit.



2-1/2" Stair Crossover Line Non Tension Post

Patent Pending

POST ACCESSORIES


Caps



Flat Cap
2", 2-1/2", 3", 4", 6"



Ball Cap
2", 2-1/2", 4"



2-1/2" x 4" Flat Cap

Flairs



Flair (2-piece)
2", 2-1/2", 3", 4", 6"



2-1/2" x 4" Flair

Crossover Adapters



Straight Crossover[†]
for 2" Post



Corner Crossover[†]
for 2" Post



Stair Crossover[†]
for 2" Post



Stair Crossover
for 2-1/2" Post
Not compatible with
Power Posts

[†]Patent No. 8,998,175

Accessories




Bracket Mounting
Template
For 2", 2-1/2", 3",
& 4" Posts



Top Rail End Cover
for Crossover Post



Adjustable
Railing Support



2" Heavy Duty Post
Backer Plate for IRC
Code Approved Wood
Deck Installation



Tie Down Bracket
with Cover
(Set of 2)

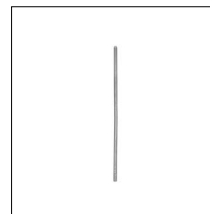


Touch Up Paint • Spray
All Standard Colors



Touch Up Paint • Pen
Gloss Beige, Satin
Black, Chocolate,
Gloss White

Bella Cavo™ Tools



Lacing Needle



Corner Lacing Needle



Bella Cavo™ Tool Kit

MAGENA STAR® LIGHTING



Bring your outdoor living space to life with Magena Star® lighting products from Digger Specialties, Inc.

Take comfort in our low-maintenance, precision-made lights offering quality rust-resistant architectural grade powder coating and a five year warranty.

Magena Star® Lighting is available in all 12 Standard DSI Aluminum Colors (shown on page 4) to match your Westbury® Aluminum Railing.

Discover the quality of Magena Star® Ornamental Lighting.



LED Lighting




Post Cap Light
2", 2-1/2", 3", 4"



Downward
Post Cap Light
2", 2-1/2", 3", 4"



Combo
Post Cap Light
2", 2-1/2", 3", 4"




Side Light



Tear Drop
Side Light



Riser Light



INSPIRATION

Let DSI help solve your unique installation challenges and design needs. Our team in Technical Services can make your dream a reality.

Custom Railing



Special Welded Corners



Multiple Color Rails and Balusters



Tuscany Caribbean Railing

More Than Just Outdoors

Westbury® Aluminum Railing can also transform your indoor living experience by providing unique solutions for your home or business.



Residential Balcony
Tuscany Railing



Retail Balcony
Veranda Railing



Ballet Barre
ADA Continuous Handrail



Transforming the Outdoor Living Experience®

Stay Connected
diggerspecialties.com



We have tried to make this brochure comprehensive and factual. We reserve the right to discontinue at any time, without notice, colors, materials, equipment, and availability. Since some information may have been updated since the time of printing, we are not responsible for typographical or pictorial errors. Materials shown may vary slightly from actual colors and photos may show optional items. ©Digger Specialties, Inc. 2026/02 99519